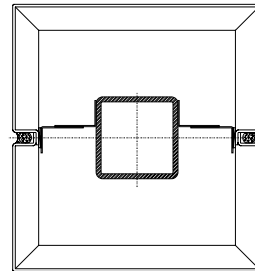
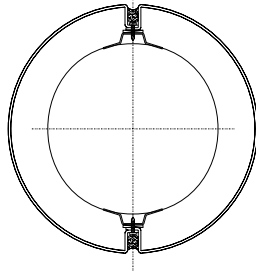
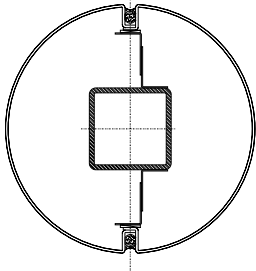


1. PARTIAL ELEVATION

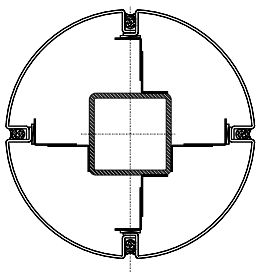
ALUMINUM COLUMN COVERS ARE AVAILABLE WITH KYNAR OR ANODIZED FINISHES. STAINLESS STEEL COLUMNS WITH #4 BRUSHED, BLEND S, OR MIRROR FINISH AVAILABLE.

TYPICAL PANEL DEPTH IS 1 1/4" WITH 1/2" WIDE JOISTS



5. SQUARE COLUMN

3. HALF CIRCLE 4. CIRCULAR COLUMN



2. QUARTER CIRCLE